



RA32 24VC

Technical data

Torque	32 Nm
Control signal (Y1)	0(2)-10 Vdc
Control signal (Y2)	0(4)-20 mA
Feedback signal (U)	0(2)-10 Vdc
Power supply	24 Vac/dc
Auxiliary switch rating	3 (1.5) Amp. 230 V for RA32 24VC S2
Frequency	50/60 Hz
Running time	220 seconds
Working Power	2.5 W
Non-Working Power	0.3 W
Rotation angle	0-90°
Limit angle	5 to 85° (5° increment)
Life cycle	60.000 cycles
Noise level	45dB(A)
Selection of rotation direction	via jumpers on pcb
Protection class	II
Protection	IP 54
Ambient temp.	-20 to +50°C
Ambient humidity	5 to 95% rH
Storage	-40 to +70°C
Weight	1300 g
Approval	CE certificate

Features

- Torque 32 Nm
- For regulate dampers up to approx. 6.0 m²
- Power supply 24 Vac/dc
- Control signal 0(2)-10 Vdc or 0(4)-20 mA
- Feedback signal 0(2)-10 Vdc
- Running time 220 seconds
- Position indicator
- Direction of rotation changeable via switch on pcb
- Manual override by push button

Description

VCP non-spring return damper actuators are suitable for many applications including motorised control of dampers in ventilation systems such Building Automation Systems (BAS), Building Management Systems (BMS) or Heating, Ventilation, and Air Conditioning (HVAC) environments.

Solutions for VCP non-spring return damper actuators are ideal for control dampers, air handlers, economizer units, VAV terminal units, fan coil units, fan shutters, and unit ventilators.

VCP non-spring return damper actuators to be direct mount on standard damper shafts to control dampers.

The 32 Nm non-spring return damper actuators RA32 24VC with selectable control signal 0-10 Vdc or 4-20 mA are used to regulate dampers up to approx. 8.0 m².

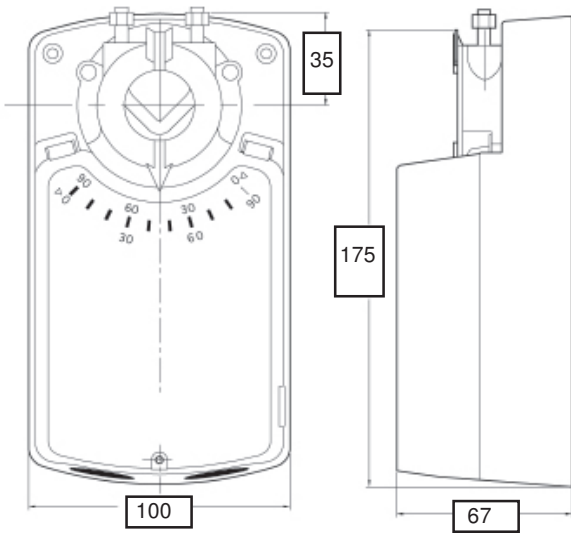
Auxiliary switches equipped on the non-spring return damper actuators type RA32 24VC.

Feedback signal is standard on all the 32 Nm non-spring return damper actuators RA32-series with analogue control signal.

Ordering

Type no.	Description
RA32 24VC	Damper actuator, 32 Nm, 24 Vac/dc, with 0-10 Vdc or 4-20 mA control signal
RA32 24VC S2	Damper actuator, 32 Nm, 24 Vac/dc, with 0-10 Vdc or 4-20 mA control signal, auxiliary switches

Dimensions

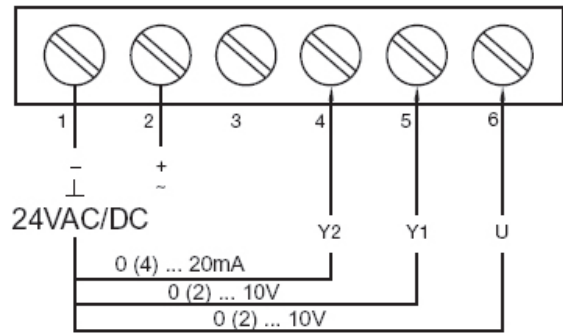


Max size for round shaft is 20 mm in diameter.

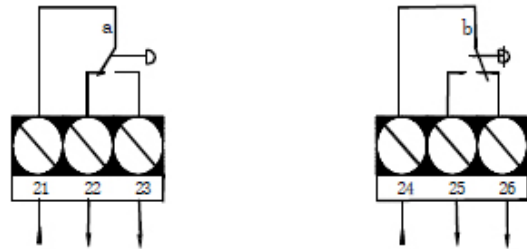
Max size for square shaft is 16x16 mm.

Anti-rotation bracket provided for stability.

Wiring

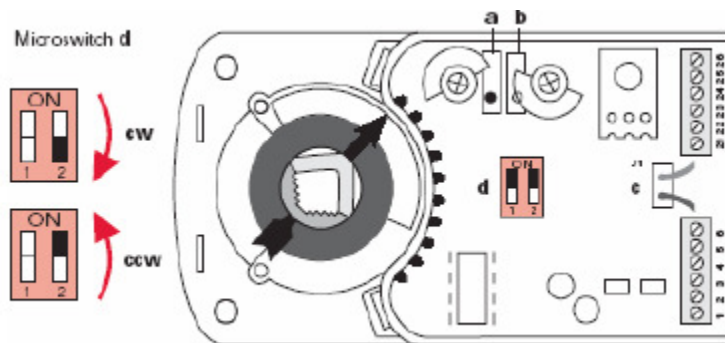


Auxiliary switches



3 (1.5) Amp. 230 V
Actuator at ° position

Selection of rotation direction



We reserve the right to make changes in our products without any notice which may effect the accuracy of the information contained in this leaflet.